



1420 East County Road D Court • Maplewood, MN 55109
 1-888-480-9911 651-482-9911 Fax 651-482-9707
 lemkedental@aol.com

Doctor: _____ Date Sent: _____

Patient: _____ Age: _____ M F

Shade: _____

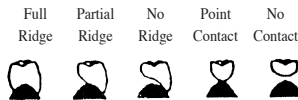
Return To Doctor's Office On

Date: _____ Day: _____ Time: _____

Metal

- High Noble Plus
- High Noble
- Noble
- Non Precious

Pontic Design



Ridge Relief

- Slight None
- Medium Heavy

Type of Restorations

- Porcelain to Metal
- Porcelain Veneers /Inlay Onlay
- All Porcelain Crown
- Captek
- ProCera
- Cerec In Lab
- Lava
- Radica
- Full Metal Crown
- Temporary Crown/Bridge
- Empress Crown / Veneer

Prep Design

- Feather Edge
- Chamfer
- Shoulder
- Shoulder w/Bevel

Pontic

- Embrasures**
- Close
 - Open

Butt Shoulders

- Porcelain - 180°
- Porcelain - 360°

Occlusal Clearance

- Call Doctor First
- Metal Island
- Trim Opposing
- Trim Prep

Implants

- Removable
- Cement Retained
- Screw Retained
- Surgical Stent
- Implant Temporary

Characterizations

- | | |
|-----------------------------|--|
| 1. Stained Checkline | 7. Incisal Translucency |
| 2. Hypocalcification | 8. Gingival Coloration |
| 3. Interproximal Coloration | 9. Root Simulation |
| 4. Incisal Halo | 10. Mammolons |
| 5. Occlusal Coloration | 11. Amalgam Staining |
| 6. White Cusp Tips | 12. Mesial - Distal Incisal - Translucency |

Surface Texture

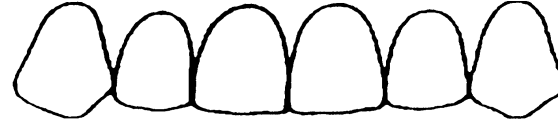
- Smooth
- Slight
- Moderate
- Heavy
- Growth Lines
- Developmental - Lobes

Surface Glaze

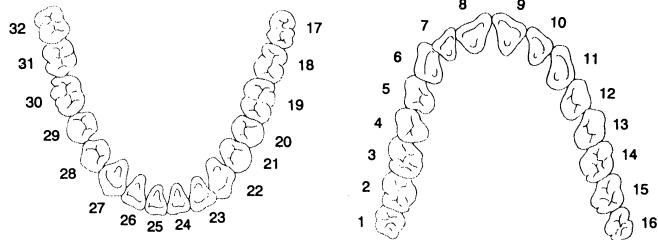
- Low
- Moderate
- High

Occlusal Anatomy

- Deep
- Shallow
- Frame Try-In
- Bisque Bake



Instructions:



Signature: _____ License _____

Call Doctor for Additional Instructions
 Please Send: Mailing Boxes Rx Forms